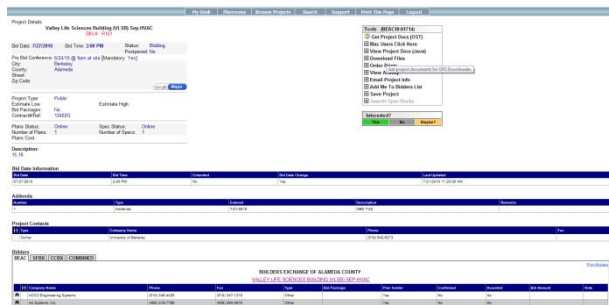


# Downloading & Saving Plans

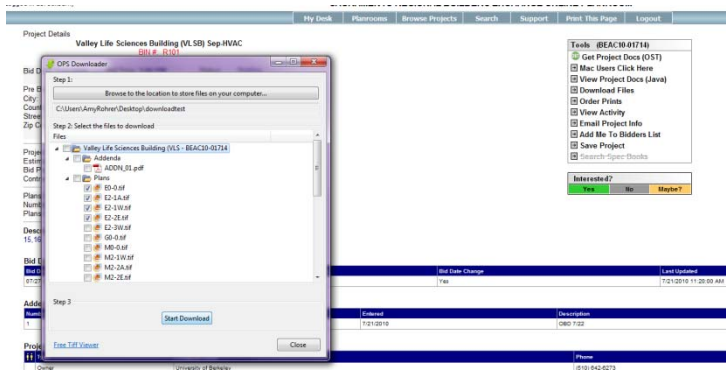
## OPS File Downloader

There is a new feature in the Online Planroom that will allow you to easily download and store project documents to computer. In the project tools menu click 'Download Files', this will download and the OPS java download tool.

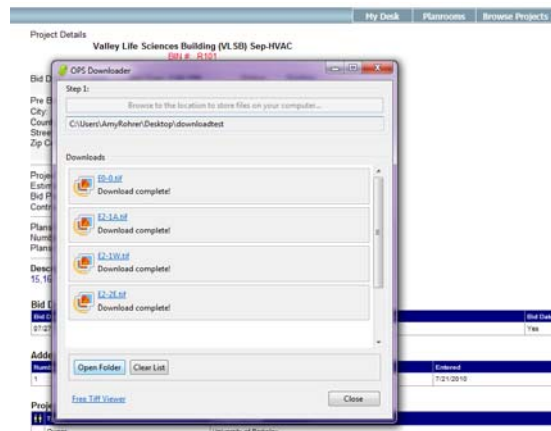


your  
on  
open

To store files on your computer, browse to the location to store the files, check the box next to the file(s) you wish to download, and click 'Start Download'.



Once the downloads are complete, you can open the folder to view the files, clear the download list, and/or close the OPS Download tool to return to the OPR.



open